



Performance Line: Fusion & LUX Cabinets

- **Material:** 18 gauge steel • **Construction:** Welded frames, Double-sided doors • **Finish:** Powder Coated • **Warranty:** Limited Lifetime
- **Customization:** Moderate - Basic Configurations • **Cabinet Depth:** Locker 22", Base 22", Wall 15" • **Optional Overhead Cabinets:** Yes

Available Colors: Fusion Plus Cabinets

Door Colors



Handle Colors




Premium Door & Handle Colors



Available Colors: LUX Cabinets



Worktop Finishes: Fusion Plus



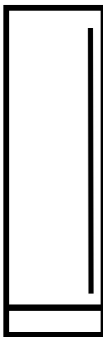
Powder Coated Stainless Steel

Worktop Finishes: LUX

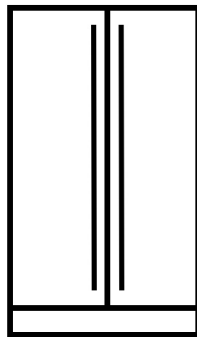


Stainless Steel Maplewood Live Edge

Locker Cabinet Widths:




20 in.

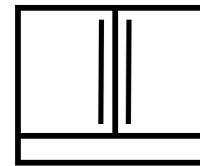


40 in.

Base & Wall Cabinet Widths:




20 in.




40 in.

Cabinet Height:



36.5 in.



81.5 in.